

Cable Identifier

Reliable cable selection for energised and de-energised cables



- Inexpensive cable selection system
- Easy to operate
- Safe to operate
- Very small

DESCRIPTION

Clear identification of a cable before it is cut or fitted has huge safety implications. Any mistakes here can result in fatal consequences for the cable fitter and may cause outages for the connected customers. The CI cable identification system has been developed to make this work much easier and safer.

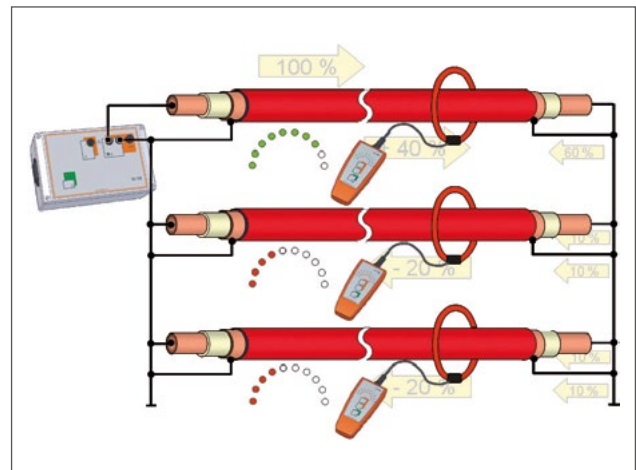
The system consists of the current impulse generator and the receiver CI RX. This receiver is connected by (AZF 250-CI or AZF 150-CI) flex clamp for decoupling the identification signal. The pulse generator CI TX generates single sawtooth pulses with a peak current up to 100 A and transmits them into the cable being identified. The current flow of these impulses causes an electromagnetic field with a defined polarity around the cable which is received with the flex coupler of the receiver CI RX, automatically synchronised and displayed by the LED scale. The only possible adjustment is the display sensitivity.

A special software function controls and verifies all parameters of the received pulse.

The following parameters are evaluated:

- Impulse shape
- Polarity
- Amplitude
- Frequency (2 s intervall)

The directional clamp in combination with the parameter monitoring by the receiver provides a safe selection regardless of any interference.



The user must only verify the display. This means that generally only one conductor or cable has the correct polarity while all other cables have the opposite polarity.

Deviations from these requirements must lead to a control of the complete setup.

CI/LCI Cable Identifier

Selection in de-energised cables with the CI Set

The CI TX is an active, internally powered generator, is designed for the selection of de-energised cables. This mains or rechargeable battery powered unit generates active impulses up to 100 A. The pulse can be fed via direct connection or with the optional transmitter clamp (SZ 80). The operating time of up to 4 hours permits a very flexible use.

Low-voltage applications


Work on low-voltage cable networks is increasingly being carried out live. This demands a reliable system to identify the correct cable, which naturally has to be possible without switching off the mains voltage.

Identification of energised cables with the LCI Set

The impulse generator LCI TX is connected by a protective conductor lead with the 115 V/230 V AC supply. The feeding transformer is loaded with current pulses of approx. 80 A. in 2 second intervals. This results in a pulsed current on the section of cable which is received by the flexible clamp and is thus used to reliably identify this section of cable (not suitable for IT networks!). Two LEDs indicate the correct connection polarity. This guarantees correct connection to safety sockets.

Selection between two phases, and in TT and IT systems

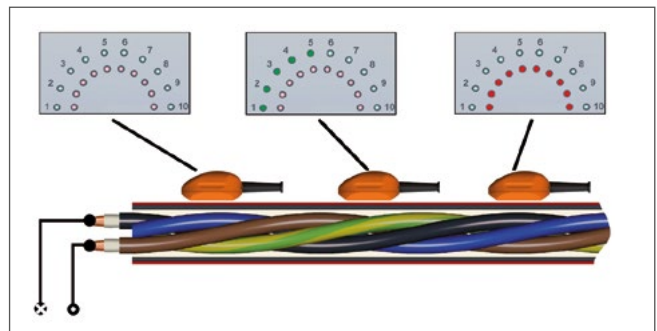
For the selection between phases and with the twisted field method there is the LCI TX 440, which can be connected directly between two phases of a low voltage distribution.



The selection generator LCI TX 440 is connected between two phases up to 440 V. The requirement is a current flow through the feeding transformer. With the twisted field sensor TFS CI, the required phase is then directly detected through the outer sheath.

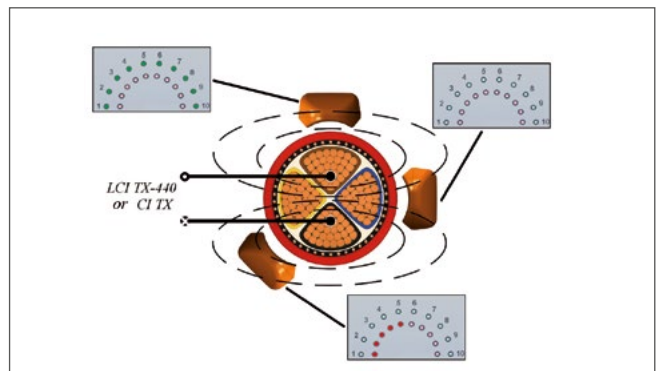
For an even safer selection, this system provides the possibility of using the Flex Coupler to select the correct cable first and then to confirm this additionally by using the

twist field sensor to verify the specific phase in the cable. In this case the cable can be opened at the outer sheath, and the phase can be exposed before cutting or working on it. Especially for unmarked phases as they exist in PILC or similar, this procedure is very helpful.



Advantage of the twist field method with current impulse

In opposition to a conventional twist field method with audio frequency, the use of the TFS CI in combination with the polarised selection impulse has a significant higher selectivity. This technology has a very clear, narrow limited



maximum on top of the phase to be selected, as well as the same clear negative maximum on the return line. Unused conductors will not produce any signal. This twist field selection works as well with the LCI TX (Connection L-N). For the connection on open LV distributions the system has standard safety clips with integrated fuse acc. to CAT IV / 600 V. For a direct connection to NH fuses there is an optional NH test adapter for the insertion on top of NH fuses. This enables a mechanically solid and high current capable connection. This adapter is fused with 6 A, and can be directly used at the LCI TX 440 connector or by a screw-in adapter for the fused clip base, to be used with the LCI TX.

The small dimension of the selection generators permits easy storage inside road pillars.

CI/LCI Cable Identifier

TECHNICAL DATA*

Transmitter for identification on de-energised cables CI TX

| | |
|-------------------------------|---|
| Pulse voltage | 55 VDC |
| Pulse current | max. 100 A |
| Pulse sequence | 30/min |
| Pulse width | 72 ms |
| Power supply | 100 ... 240 VAC; 50/60 Hz; 12 VDC rechargeable battery |
| Operating time | 4 h ion rechargeable battery |
| Charging time | 6 h |
| Weight | 1,6 kg |
| Dimensions (W x H x D) | 201 x 120 x 80 mm |
| Protection class | IP 54 |
| Operating/storage temperature | - 10 °C ... + 60 °C |
| Relative humidity | 93 % at 30 °C (non-condensing) |

Universal-receiver CI RX

| | |
|-------------------------------|--|
| Sensor | Flex-Coupler Ø ca. 150 mm (oder ca. 250 mm) |
| Amplifier setting | 10 steps; 3 ... 24 dB |
| Power supply | 2 x 1,5 V AA batteries |
| Operating time | > 50 h |
| Weight | 0,4 kg |
| Dimensions (W x H x D) | 150 x 65 x 35 mm |
| Protection class | IP 54 |
| Operating/storage temperature | - 10 °C ... + 60 °C |
| Relative humidity | 93 % at 30 °C (non-condensing) |

Transmitter for identification on energised cables LCI TX

| | |
|-------------------------------|--------------------------------|
| Operating voltage | 100 ... 240 VAC; 50/60 Hz |
| Pulse current | 80 A |
| Pulse sequence | 15/min |
| Pulse width | 1,5 ms |
| Weight | 0,5 kg |
| Dimensions (W x H x D) | 151 x 101 x 60 mm |
| Protection class | IP 54 |
| Operating/storage temperature | - 10 °C ... + 60 °C |
| | CAT IV/300V |
| Relative humidity | 93 % at 30 °C (non-condensing) |

Transmitter for phase to phase identification on energised cables LCI TX 440X

| | |
|-------------------------------|--------------------------------|
| Operating voltage | 100 ... 440 VAC; 50/60 Hz |
| Pulse current | 80 A |
| Pulse sequence | 15/min |
| Pulse width | 1,5 ms |
| Weight | 0,5 kg |
| Dimensions (W x H x D) | 151 x 101 x 60 mm |
| Protection class | IP 54 |
| Operating/storage temperature | - 10 °C ... + 60 °C |
| | CAT IV / 600V |
| Relative humidity | 93 % at 30 °C (non-condensing) |

CI/LCI Cable Identifier



Phase identification sensor



Twisted field sensor TFS CI



CI & LCI set with transport case



LCI TX / TX-440



CI-RX



CI-TX



SZ 80



Flexible clamp 150 / 250



Lead kit for LCI



Lead kit for CI






Test lead MK 37-EU



Test lead MK 55

CI/LCI Cable Identifier

| ORDERING INFORMATION | | |
|---|---|------------------|
|  | Product (please select one set) | Order no. |
| | Basic set CI; Cable identifier Consisting of: CI-TX generator, CI-RX receiver, twisted-field sensor TFS CI, fused lead kit for CI-TX, mains cable and transport case | 1005670-1 |
| | Basic set LCI; Cable identification under energized conditions 100-240 V Consisting of: LCI-TX generator 100-240 V, CI-RX receiver, twisted-field sensor TFS CI, fused lead kit for LCI-TX and transport case | 1005671-1 |
| | Basic set LCI-440; Cable identification under energized conditions 240-440 V Consisting of: LCI-TX generator 240-440V, CI-RX receiver, twisted-field sensor TFS CI, fused lead kit for LCI-TX and transport case | 1005669-1 |
| | Complete set CI & LCI; (with identification under energized conditions 100-240V) Consisting of: CI-TX generator and LCI-TX generator 100-240 V, CI-RX receiver, twisted-field sensor TFS CI, fused lead kit for CI-TX and LCI-TX, transport case | 1005672-1 |
| | Complete set CI & LCI-440; (with identification under energized conditions 240-440 V) Consisting of: CI-TX generator and LCI-TX generator 240-440 V, CI-RX receiver, twisted-field sensor TFS CI, fused lead kit for CI-TX and LCI-TX, transport case | 1005673-1 |
|  | Flexible clamp (please select at least one flex converter per set) | Order no. |
| | Flexible clamp AZF 150-CI, 120 mm | 820013106 |
| | Flexible clamp AZF 250-CI, 230 mm | 820013107 |
|  | Mains cable (only needed for sets containing CI) (please select only one) | Order no. |
| | Mains cable EU (plug) | 90020175 |
| | Mains cable UK (plug) | 2008761 |
| | Mains cable US (plug) | 2008762 |
| ORDERING INFORMATION | | |
| | Optional accessories | Order no. |
| | Transmitter clamp for CI-TX generator, SZ-80-Set | 2007615 |
| | Phase identification sensor PAS CI | 820014535 |
| | Test lead for connection of LCI-TX to power outlet, EU version, MK 37-EU | 118304682 |
| | Test lead for connection of LCI-TX to power outlet, UK version, MK 37-UK | 90020744 |
| | Test lead for connection of LCI-TX to power outlet, US version, MK 37-US | 90020743 |
| | Test lead for connection of LCI-TX to power outlet, AUS/CN version, MK 37-AUS/CN | 2011453 |
| | Test lead with NH-tap (00-03) for LCI-TX, MK 55 | 820025178 |
| | Complete CI/LCI sets for use in US region | Order no. |
| | Basic set CI-USA; Cable identifier Consisting of: CI-TX generator, CI-RX receiver, flexible clamp 250 mm, twisted-field sensor TFS CI, fused lead kit for CI-TX, mains cable (US) and transport case | 1008270 |
| | Basic set LCI-USA; Cable identifier Consisting of: LCI-TX generator 100-240 V, CI-RX receiver, flexible clamp 250mm, twisted-field sensor TFS CI, fused lead kit for CI-TX, mains cable (US) and transport case | 1008272 |
| | Complete set CI & LCI-USA; Cable identifier Consisting of: CI-TX generator, LCI-TX generator 100-240 V, CI-RX receiver, flexible clamp 250mm, twisted-field sensor TFS CI, fused lead kit for CI-TX, mains cable (US) and transport case | 1008271 |

* The information in this document is subject to change without notice and should not be construed as a commitment by Megger Germany. Megger Germany assumes no responsibility for any errors that may appear in this document.

UNITED STATES
4545 West Davis Street
Dallas, Texas 75211-3422
T 800.723.2861 (USA only)
T +1 214.333.3201
E usasales@megger.com

CANADA
550 Alden Road, Unit 106
Markham, Ontario L3R 6A8
T (800) 567-0286
E casales@megger.com

CI-LCI_DS_US_V04f
www.megger.com
ISO 9001
The word 'Megger' is a registered trademark

Megger[®]